



Youth and Young Adult Survey

Tuesday, November 28, 2023

736

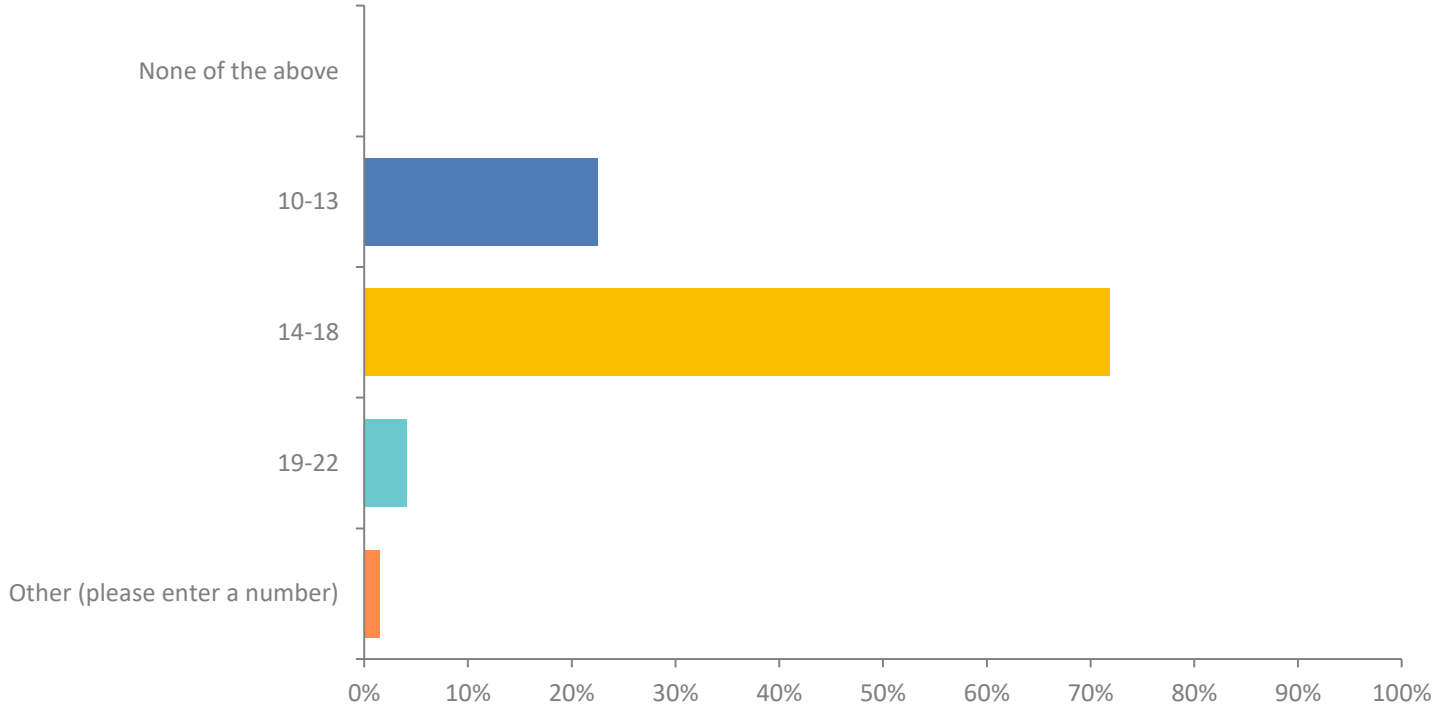
Total Responses from survey respondents ages 10-22

Date Created: Tuesday, November 07, 2023



Q1: What is your age?

Answered: 736 Skipped: 0



Q1: What is your age?

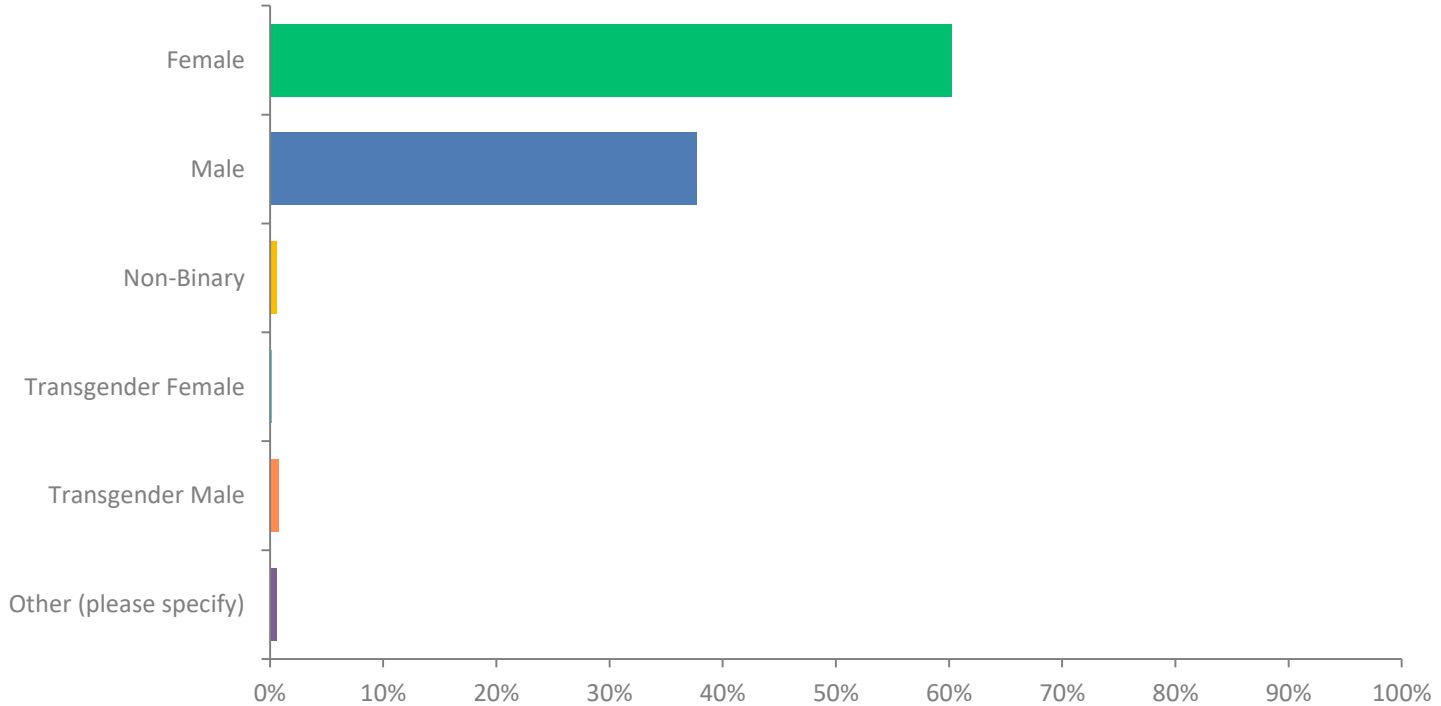
Answered: 736 Skipped: 0



ANSWER CHOICES	RESPONSES	
None of the above	0%	0
10-13	22.55%	166
14-18	71.88%	529
19-22	4.08%	30
Other (please enter a number)	1.49%	11
TOTAL		736

Q2: What is your gender identity?

Answered: 669 Skipped: 67



Q2: What is your gender identity?

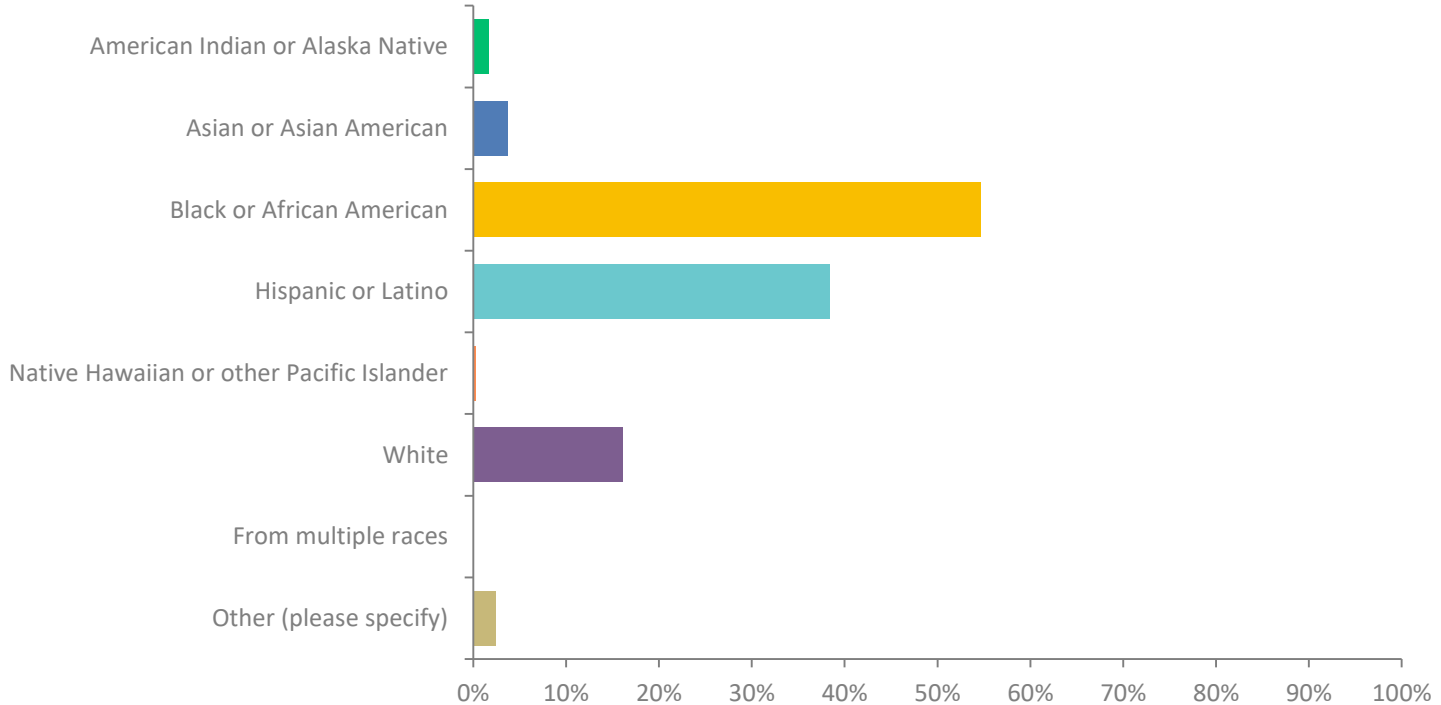
Answered: 669 Skipped: 67



ANSWER CHOICES	RESPONSES	
Female	60.24%	403
Male	37.67%	252
Non-Binary	0.60%	4
Transgender Female	0.15%	1
Transgender Male	0.75%	5
Other (please specify)	0.60%	4
TOTAL		669

Q3: What is your racial/ethnic identity? Choose all that apply.

Answered: 669 Skipped: 67



Q3: What is your racial/ethnic identity? Choose all that apply.

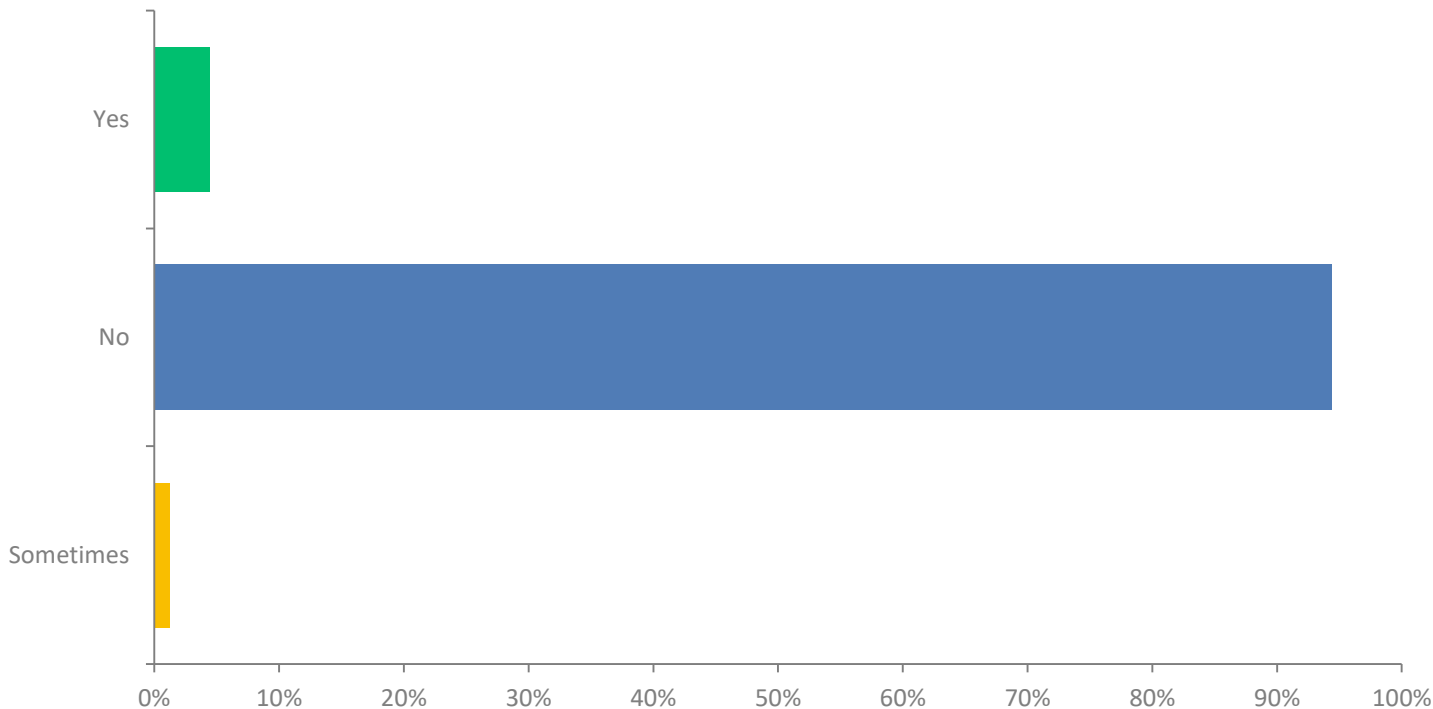
Answered: 669 Skipped: 67



ANSWER CHOICES	RESPONSES	
American Indian or Alaska Native	1.64%	11
Asian or Asian American	3.74%	25
Black or African American	54.71%	366
Hispanic or Latino	38.42%	257
Native Hawaiian or other Pacific Islander	0.30%	2
White	16.14%	108
From multiple races	0%	0
Other (please specify)	2.39%	16
TOTAL		785

Q5: Are you living in a motel, car, shelter, park, unsafe housing, or sharing housing with others due to financial need?

Answered: 661 Skipped: 75



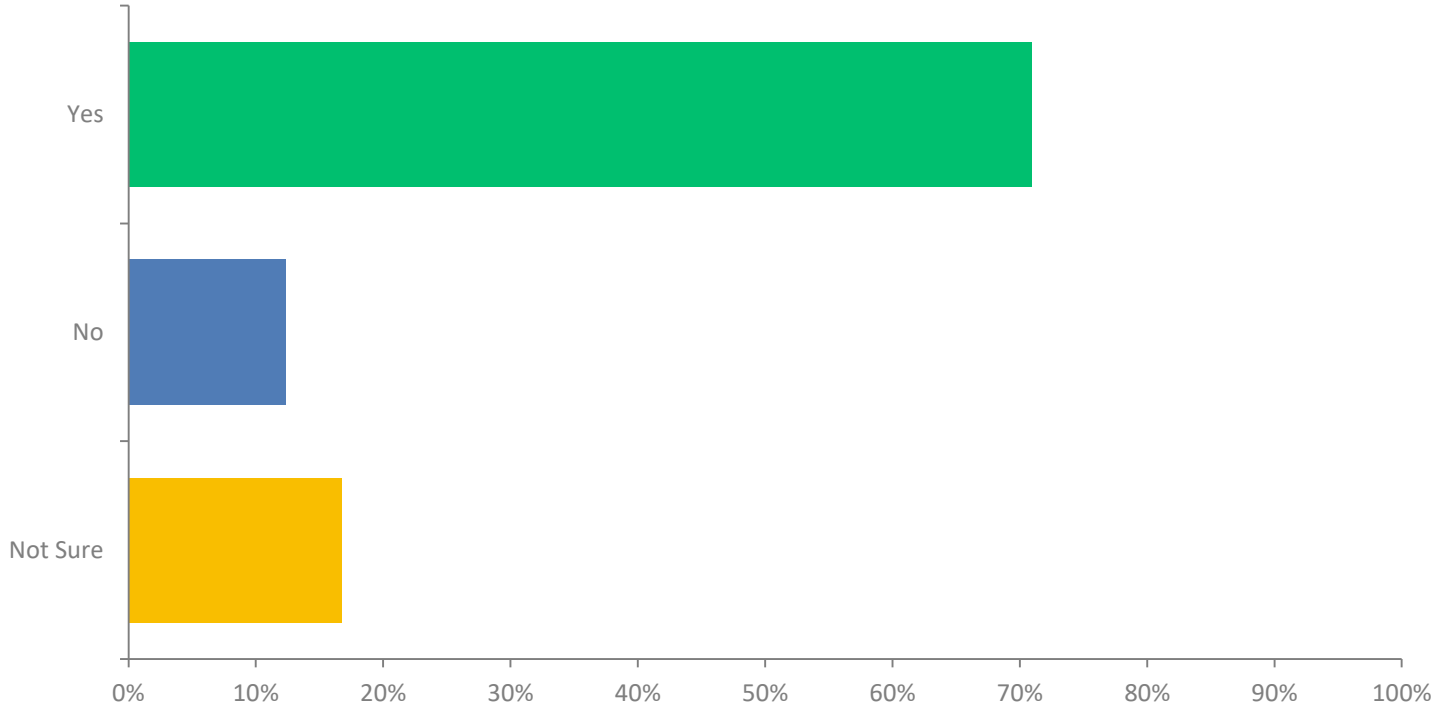
Q5: Are you living in a motel, car, shelter, park, unsafe housing, or sharing housing with others due to financial need?

Answered: 661 Skipped: 75

ANSWER CHOICES	RESPONSES	
Yes	4.39%	29
No	94.40%	624
Sometimes	1.21%	8
TOTAL		661

Q6: Do you know where to find help for mental health issues?

Answered: 622 Skipped: 114



Q6: Do you know where to find help for mental health issues?

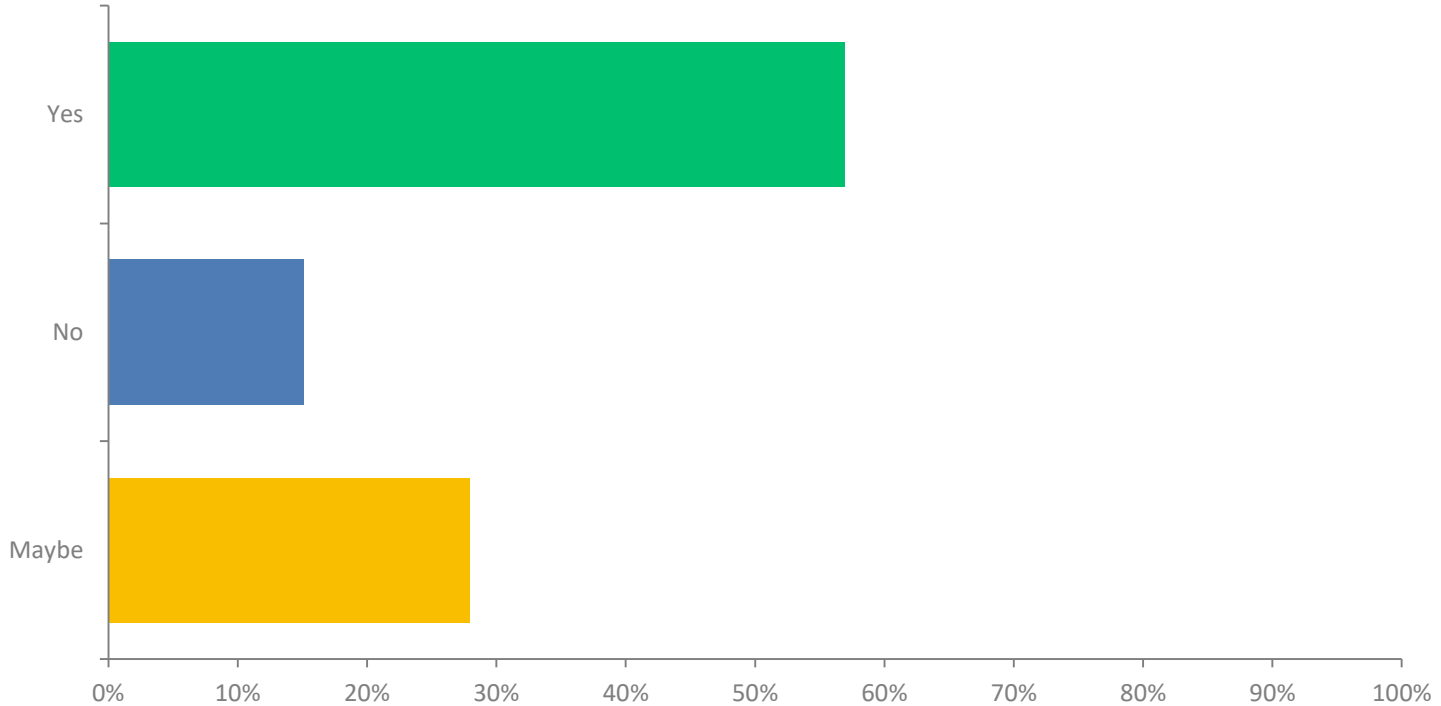
Answered: 622 Skipped: 114



ANSWER CHOICES	RESPONSES	
Yes	70.90%	441
No	12.38%	77
Not Sure	16.72%	104
TOTAL		622

Q7: Would you feel comfortable talking about mental health with friends or adults?

Answered: 622 Skipped: 114



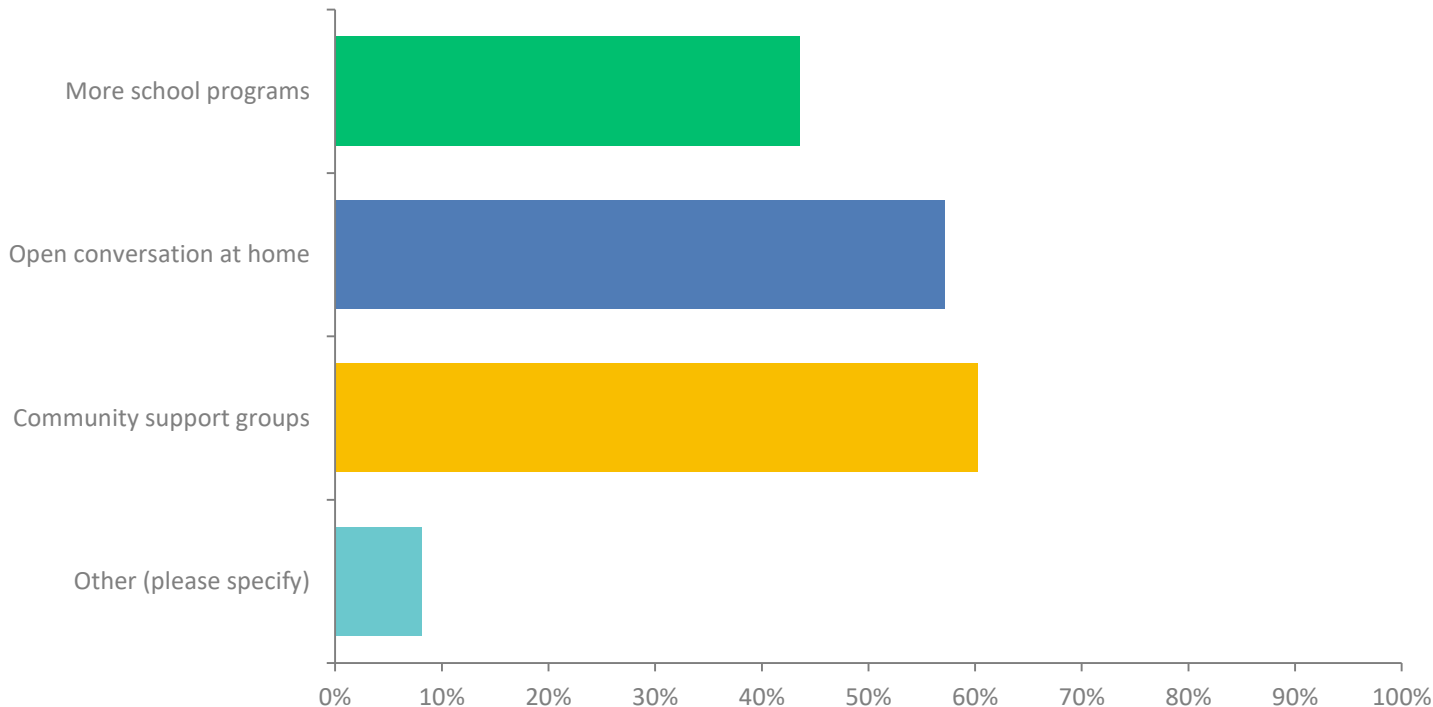
Q7: Would you feel comfortable talking about mental health with friends or adults?

Answered: 622 Skipped: 114

ANSWER CHOICES	RESPONSES	
Yes	56.91%	354
No	15.11%	94
Maybe	27.97%	174
TOTAL		622

Q8: What do you think could make it easier for young people to talk about mental health? Choose all that apply.

Answered: 616 Skipped: 120



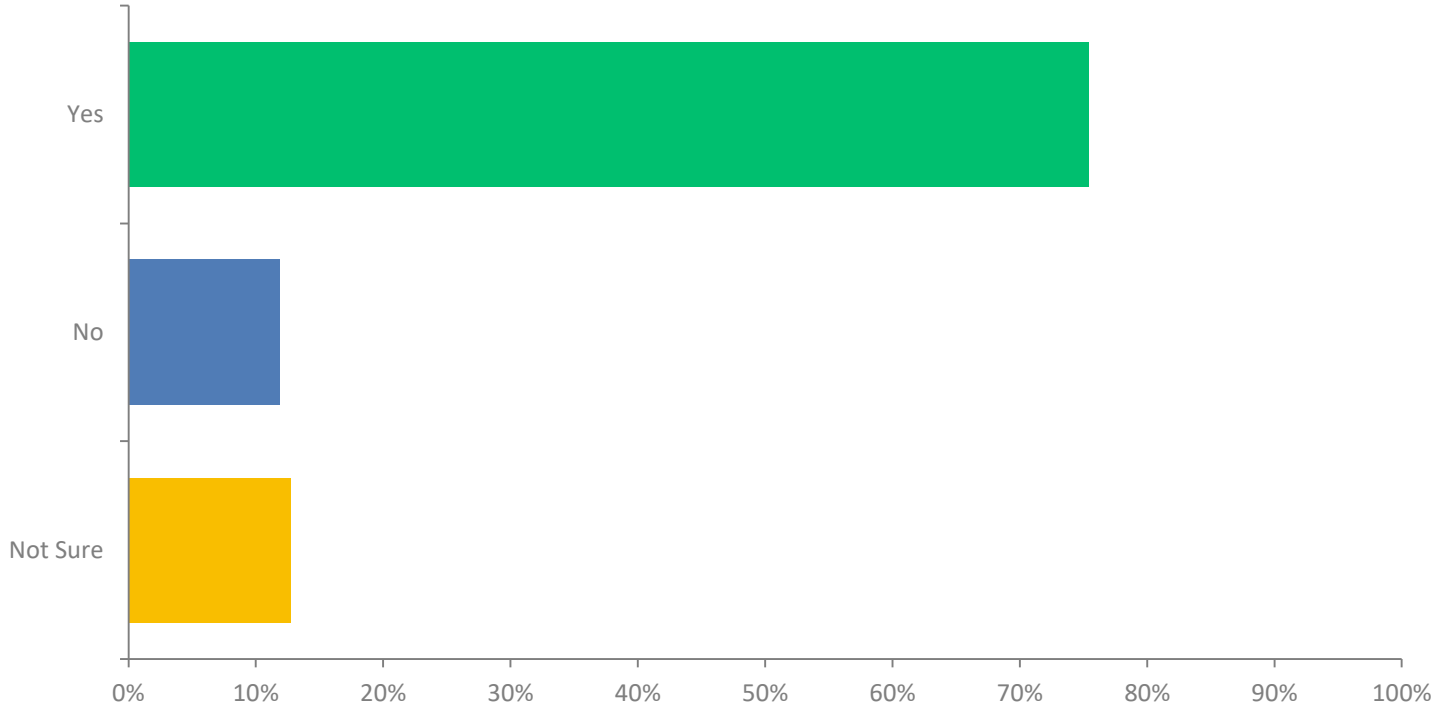
Q8: What do you think could make it easier for young people to talk about mental health? Choose all that apply.

Answered: 616 Skipped: 120

ANSWER CHOICES	RESPONSES	
More school programs	43.51%	268
Open conversation at home	57.14%	352
Community support groups	60.23%	371
Other (please specify)	8.12%	50
TOTAL		1041

Q9: Do you know how to get a job or earn money?

Answered: 589 Skipped: 147



Q9: Do you know how to get a job or earn money?

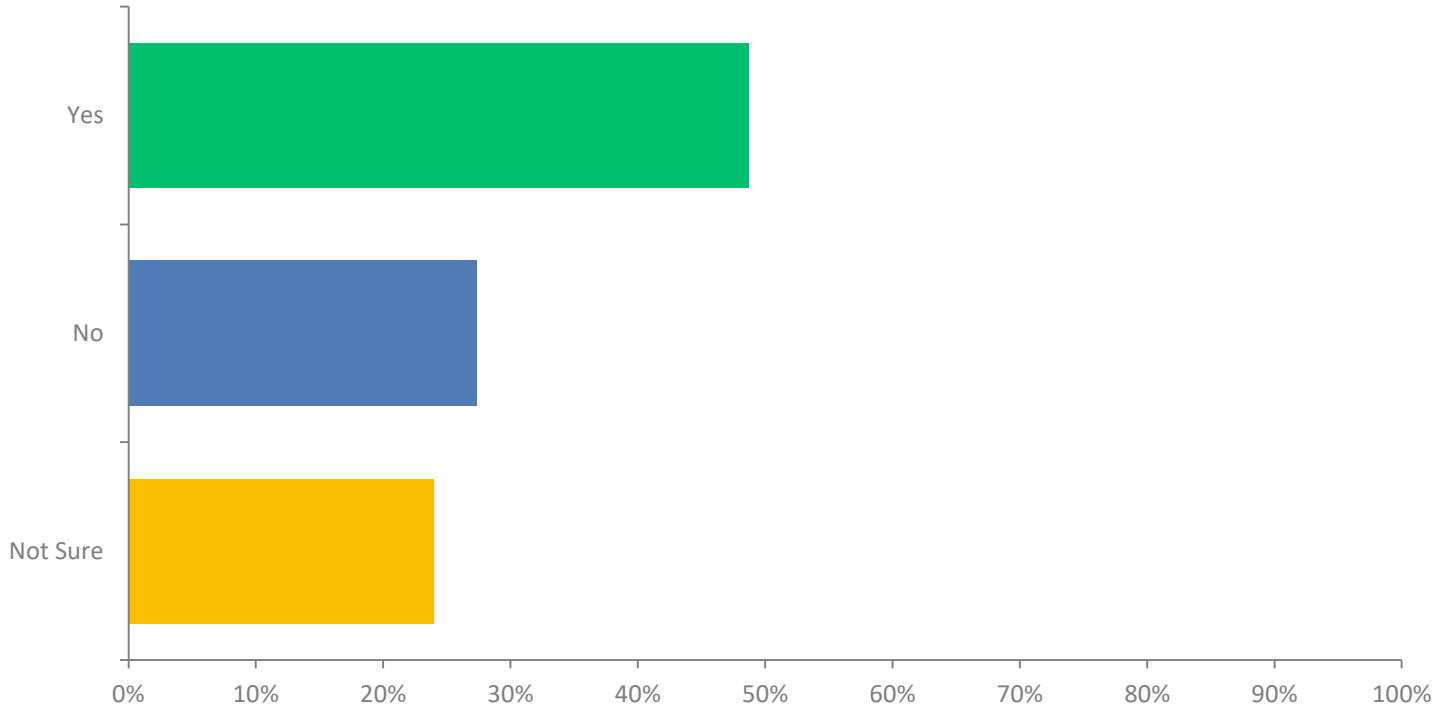
Answered: 589 Skipped: 147



ANSWER CHOICES	RESPONSES	
Yes	75.38%	444
No	11.88%	70
Not Sure	12.73%	75
TOTAL		589

Q10: Do you know how to create a budget and effectively manage money to pay bills and save?

Answered: 589 Skipped: 147



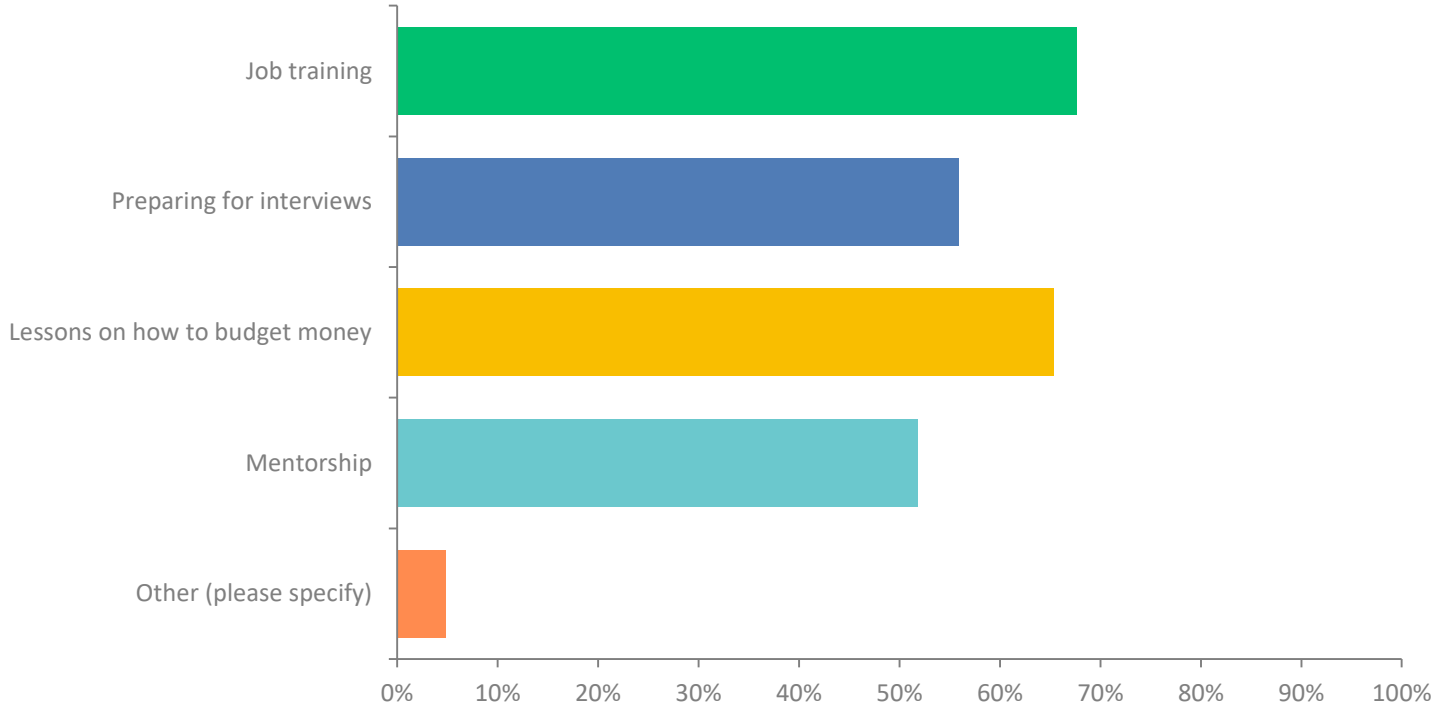
Q10: Do you know how to create a budget and effectively manage money to pay bills and save?

Answered: 589 Skipped: 147

ANSWER CHOICES	RESPONSES	
Yes	48.73%	287
No	27.33%	161
Not Sure	23.94%	141
TOTAL		589

Q11: What would help you feel more prepared to transition to adulthood?

Answered: 581 Skipped: 155



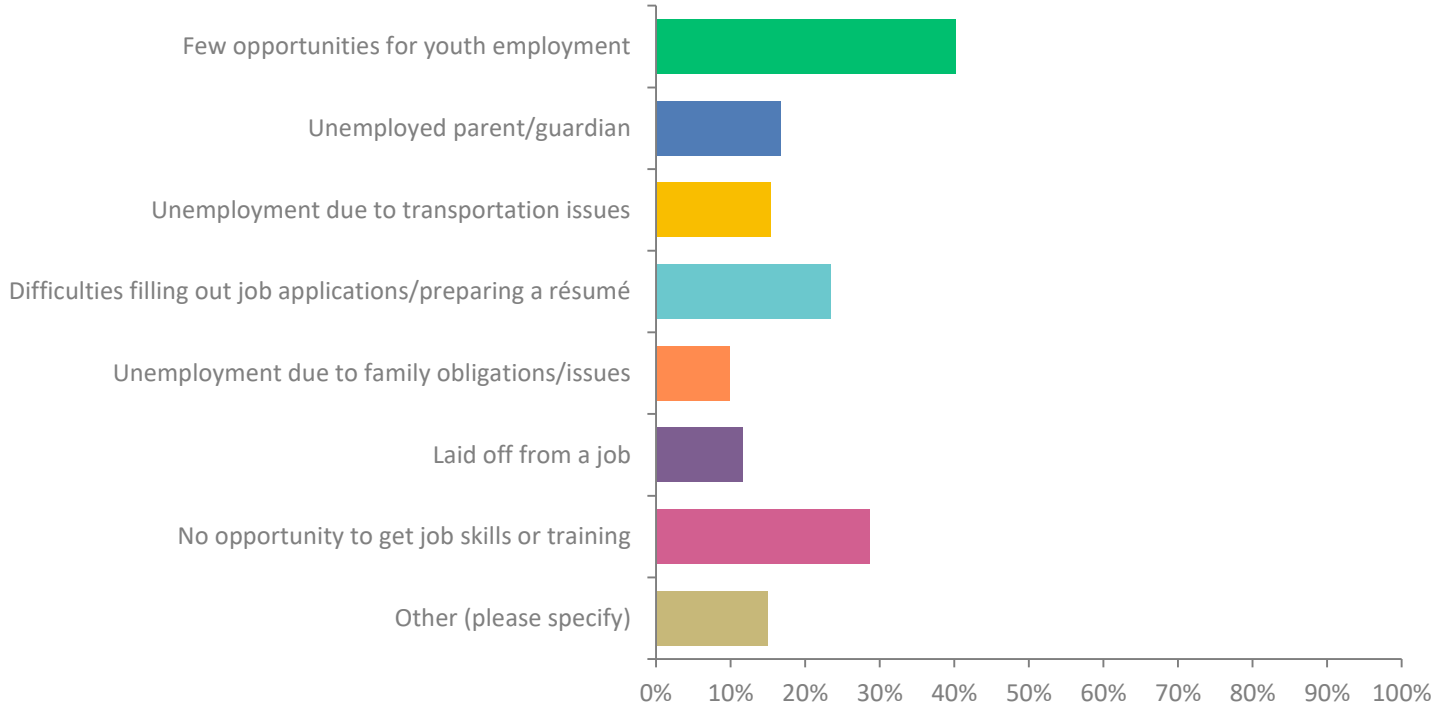
Q11: What would help you feel more prepared to transition to adulthood?

Answered: 581 Skipped: 155

ANSWER CHOICES	RESPONSES	
Job training	67.64%	393
Preparing for interviews	55.94%	325
Lessons on how to budget money	65.40%	380
Mentorship	51.81%	301
Other (please specify)	4.82%	28
TOTAL		1427

Q12: In the past 12 months have you, or someone close to you, experienced any of the following jobs/employment-related issues? Choose all that apply.

Answered: 448 Skipped: 288



Q12: In the past 12 months have you, or someone close to you, experienced any of the following jobs/employment-related issues? Choose all that apply.

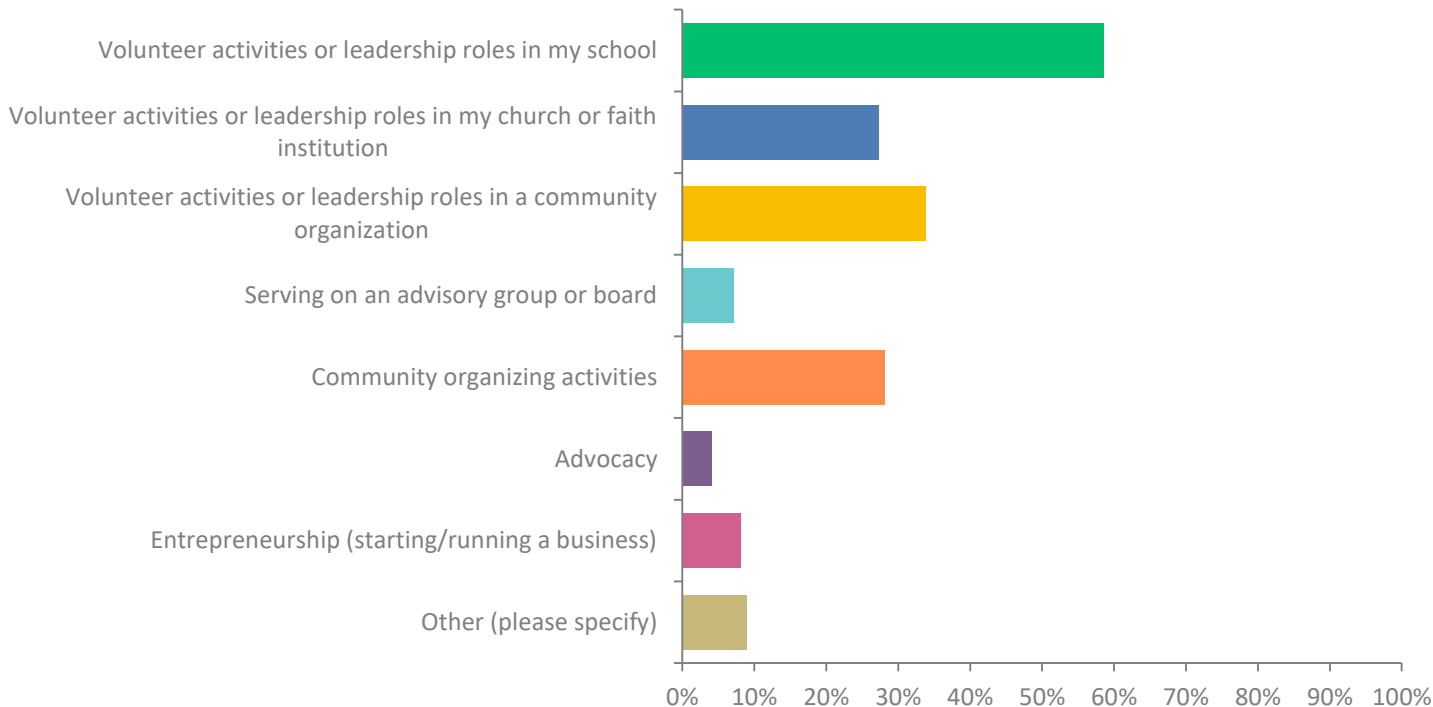
Answered: 448 Skipped: 288



ANSWER CHOICES	RESPONSES	
Few opportunities for youth employment	40.18%	180
Unemployed parent/guardian	16.74%	75
Unemployment due to transportation issues	15.40%	69
Difficulties filling out job applications/preparing a résumé	23.44%	105
Unemployment due to family obligations/issues	9.82%	44
Laid off from a job	11.61%	52
No opportunity to get job skills or training	28.57%	128
Other (please specify)	14.96%	67
TOTAL		720

Q13: In the past 12 months, what volunteer and leadership opportunities have you experienced? Choose all that apply.

Answered: 494 Skipped: 242



Q13: In the past 12 months, what volunteer and leadership opportunities have you experienced? Choose all that apply.

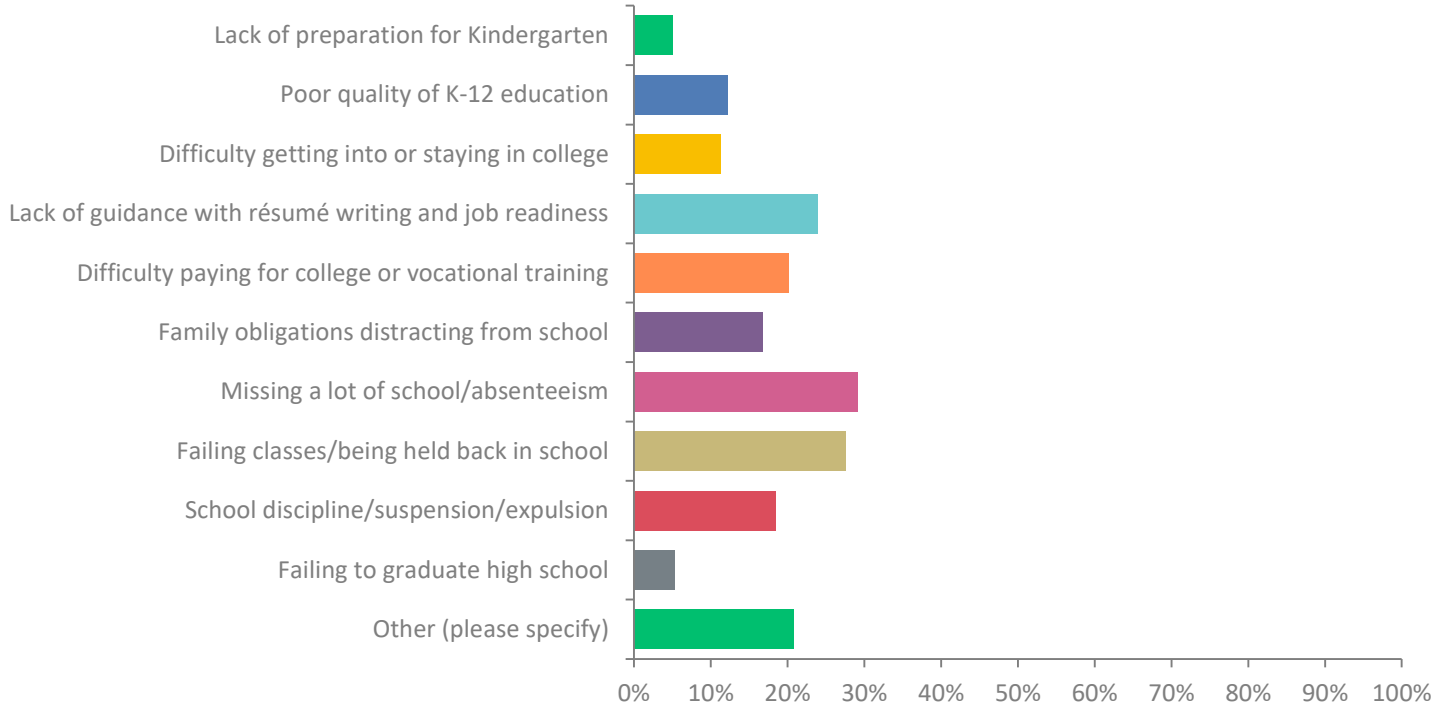
Answered: 494 Skipped: 242



ANSWER CHOICES	RESPONSES	
Volunteer activities or leadership roles in my school	58.50%	289
Volunteer activities or leadership roles in my church or faith institution	27.33%	135
Volunteer activities or leadership roles in a community organization	33.81%	167
Serving on an advisory group or board	7.09%	35
Community organizing activities	28.14%	139
Advocacy	4.05%	20
Entrepreneurship (starting/running a business)	8.10%	40
Other (please specify)	8.91%	44
TOTAL		869

Q14: In the past 12 months have you, or someone close to you, experienced any of the following education issues? Choose all that apply.

Answered: 418 Skipped: 318



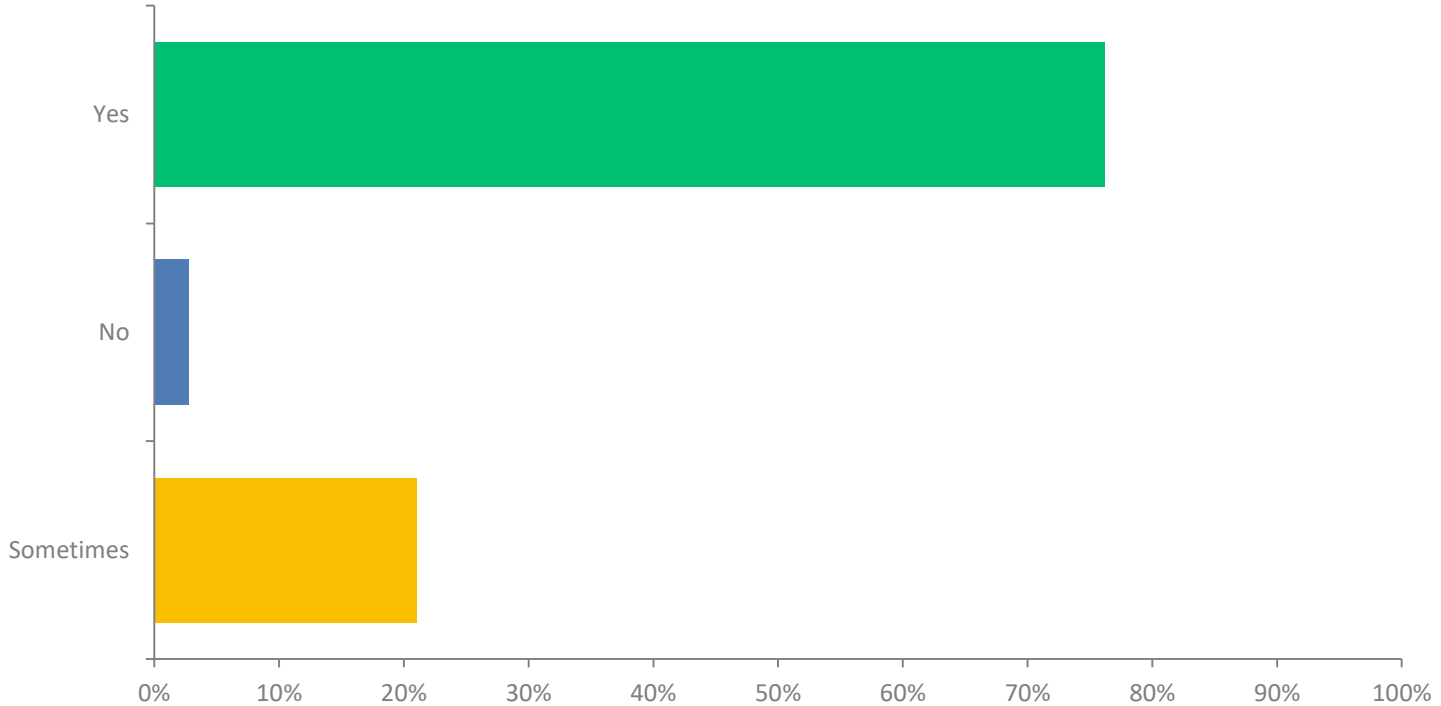
Q14: In the past 12 months have you, or someone close to you, experienced any of the following education issues? Choose all that apply. Answered: 418 Skipped: 318



ANSWER CHOICES	RESPONSES	
Lack of preparation for Kindergarten	5.02%	21
Poor quality of K-12 education	12.20%	51
Difficulty getting into or staying in college	11.24%	47
Lack of guidance with résumé writing and job readiness	23.92%	100
Difficulty paying for college or vocational training	20.10%	84
Family obligations distracting from school	16.75%	70
Missing a lot of school/absenteeism	29.19%	122
Failing classes/being held back in school	27.51%	115
School discipline/suspension/expulsion	18.42%	77
Failing to graduate high school	5.26%	22
Other (please specify)	20.81%	87
TOTAL		796

Q15: Do/Did you feel safe at school or while learning online?

Answered: 538 Skipped: 198



Q15: Do/Did you feel safe at school or while learning online?

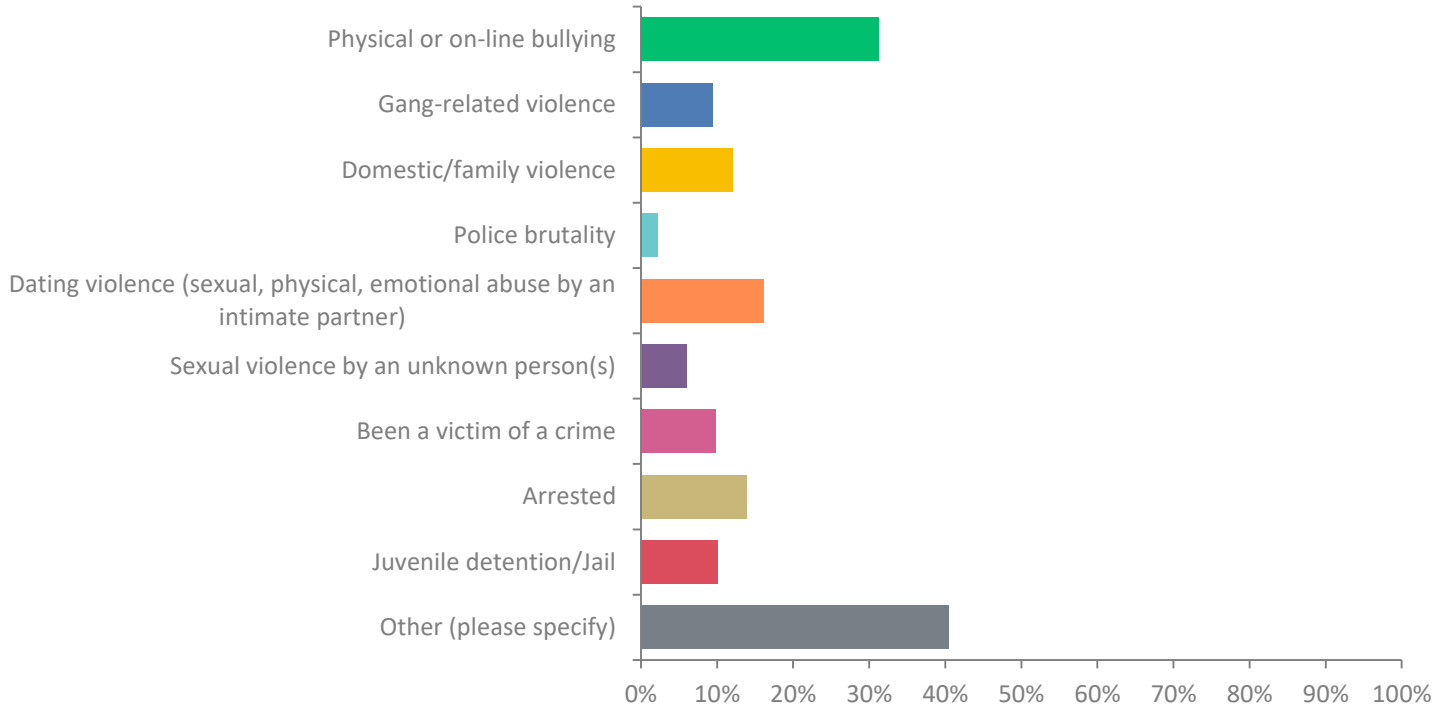
Answered: 538 Skipped: 198



ANSWER CHOICES	RESPONSES	
Yes	76.21%	410
No	2.79%	15
Sometimes	21.00%	113
TOTAL		538

Q16: In the past 12 months have you, or someone close to you, experienced any of the following safety/violence issues? Choose all that apply.

Answered: 317 Skipped: 419



Q16: In the past 12 months have you, or someone close to you, experienced any of the following safety/violence issues? Choose all that apply. Answered: 317 Skipped: 419



ANSWER CHOICES	RESPONSES	
Physical or on-line bullying	31.23%	99
Gang-related violence	9.46%	30
Domestic/family violence	11.99%	38
Police brutality	2.21%	7
Dating violence (sexual, physical, emotional abuse by an intimate partner)	16.09%	51
Sexual violence by an unknown person(s)	5.99%	19
Been a victim of a crime	9.78%	31
Arrested	13.88%	44
Juvenile detention/Jail	10.09%	32
Other (please specify)	40.38%	128
TOTAL		479